

The background of the slide features a close-up, artistic photograph of laboratory glassware. On the left, the rim and spout of a glass beaker are visible, reflecting light. On the right, a vertical glass tube or test tube is shown, also reflecting light. The lighting creates a warm, orange-gold glow on the glass surfaces, contrasting with the dark blue background.

El Laboratorio Diferente

WHO WE ARE

DR. GOYA ANÁLISIS is a spanish laboratory with over 50 years of experience.

Quality and innovation are the principal values of **DR. GOYA ANALISIS**, which provide professionalism, comfort and efficiency in dialogue for those companies that require the evaluation of ingredients and finished products.

We offer a full-service portfolio to respond to the needs of the Regulatory field, Quality Control, Safety and Efficacy

- In a modern space
- With a highly qualified human team
- A wide volunteer range
- The necessary technology to offer a complete service that meets all quality standards.

OUR PURPOSE

We support companies with a comprehensive service for the market launch of their products, conducting preclinical trials and clinical trials for safety and efficacy, with a broad base of volunteers to perform clinical evaluations.

OUR PARTNERS

DR. GOYA ANÁLISIS has two major partners for the joint marketing of its services to companies.

ANMAR CLINICAL SERVICES, located in Pamplona, with a large team of professionals (dermatologists, gynecologists, pediatricians, ophthalmologists and dentists) to respond to the needs of customers in the field of cosmetic product safety, agreeing each clinical study with the technical staff of the sponsoring companies, to know it in detail and propose strategies tailored to each client. Its extensive database of volunteers makes it possible to select the most suitable population for each study.

GAIKER TECHNOLOGY CENTRE, based in Zamudio (Vizcaya), member of Basque Research and Technology Alliance, BRTA, has carried out more than 2,300 R&D projects related to its Knowledge Areas: Biotechnology, Composites and Sustainable Functional Polymers and Recycling and Circular Economy. In addition to the R&D activity -its core business-, GAIKER offers its clients Advanced Technological Services, Analysis and Testing and Technological Dissemination Services.

Dr. **GOYA** análisis

Gaiker
MEMBER OF
BASQUE RESEARCH
& TECHNOLOGY ALLIANCE

anmar
CLINICAL SERVICES



WHERE WE ARE



OUR CUSTOMERS



+ 500 customers



4,8 / 5
satisfaction survey



50.000 products
tested/year



OUR TECHNOLOGY

Corneometer® precise method for reproducible determination of the moisture level of the skin surface (stratum corneum).

Sebumeter® device for measuring the level of sebum on the surface of the skin, scalp and hair.

Sebuxfix® special film that absorbs sebum from the skin surface, due to its micropores, showing it as spots of different sizes.

When mounted on the Visioscan® camera, qualitative sebum production can be monitored in real time.

Capillary trichogram

medical procedure to diagnose and treat hair loss.



Trichoscopy capillary

diagnostic imaging to analyze and differentiate the types of alopecia.

Mexameter® tool that determines the components responsible for skin color: melanin and hemoglobin (erythema), by reflectance.

Cutometer® analyzes the level of skin elasticity, flexibility/tightness, fatigue or viscoelasticity.

Skin-pH-Meter®

probe for measuring the pH of the skin or scalp surface.


Visioscan®

reproducibly determines the skin surface using SELS® parameters. The images show the structure of skin and hair to characterize the surface condition of the skin and hair.

AEVA-HE®, high-resolution in vivo 3D biometric technology to analyze and calculate objective parameters and evaluate changes in skin, face and body morphology.

VISIA-CR acquires up to 7 high-resolution digital images, being able to visualize facial skin characteristics such as texture, color, brightness, "photodamage", vascular features, wrinkles and fine lines.

Corneofix® determines the level of desquamation/hydration of the stratum corneum, in particular the number, size and thickness of corneocytes (dead cell scales). When mounted on the Visioscan® camera the desquamation can be evaluated by its software.



MoistureMap, tool to determine near-surface moisture distribution and skin microtopography.

Visiopor® visualizes fluorescent acne lesions in an area, indicating the presence of *C. acnes* bacteria in follicular lesions, papules and pustules, microcomedones and comedones.

Colorimeter® cl 400 colorimeter specifically measures skin and hair color. The measured values are expressed as coordinates in the color space $L^*a^*b^*$.

VisioFace®, a tool for taking full-face photographs of the highest resolution.

22 MHz Ultrascan and Ultrasound to reproducibly measure skin thickness and density in vivo.

FACILITIES

Dr. GOYA análisis





FACILITIES





FACILITIES

Gaiker

MEMBER OF
BASQUE RESEARCH
& TECHNOLOGY ALLIANCE



OUR SERVICES

COSMETICS

PRECLINICAL TRIALS

R&D and QUALITY CONTROL
SERVICES FOR PLACING ON THE MARKET
IN VITRO TEST

CLINICAL TRIALS

IN VIVO SAFETY TESTS
CLINICAL TRIALS
IN VITRO/EX VIVO EFFICACY TEST

MEDICAL DEVICES

PRECLINICAL TRIALS

R&D and QUALITY CONTROL
SERVICES FOR PLACING ON THE MARKET
IN VITRO TEST

CLINICAL TRIALS

CLINICAL RESEARCH
IN VITRO/EX VIVO EFFICACY TEST

FOOD SUPPLEMENTS

PRECLINICAL TRIALS

R&D and QUALITY CONTROL
SERVICES FOR PLACING ON THE MARKET
IN VITRO TEST

CLINICAL TRIALS

CLINICAL RESEARCH
IN VITRO/EX VIVO EFFICACY TEST

COSMETICS



PRECLINICAL TRIALS

R&D and QUALITY CONTROL

MICROBIOLOGICAL TESTS

- Total viable microorganisms count.
- Pathogen detection: *Escherichia coli*, *Staphylococcus aureus*, *Pseudomonas aeruginosa*, *Candida albicans*, *Burkholderia cepacia*.
- Bacterial identification by means of VITEK.

PHYSICOCHEMICAL TESTS

- Organoleptic characteristics, pH, density, viscosity, peroxides index, peroxidic index, pH, density, viscosity, viscosity, peroxidic index of peroxides, acidity index, humidity, dry residue.
- Water activity.
- Preservative studies.
- Metal studies.

AUTOMATED STABILITY TEST

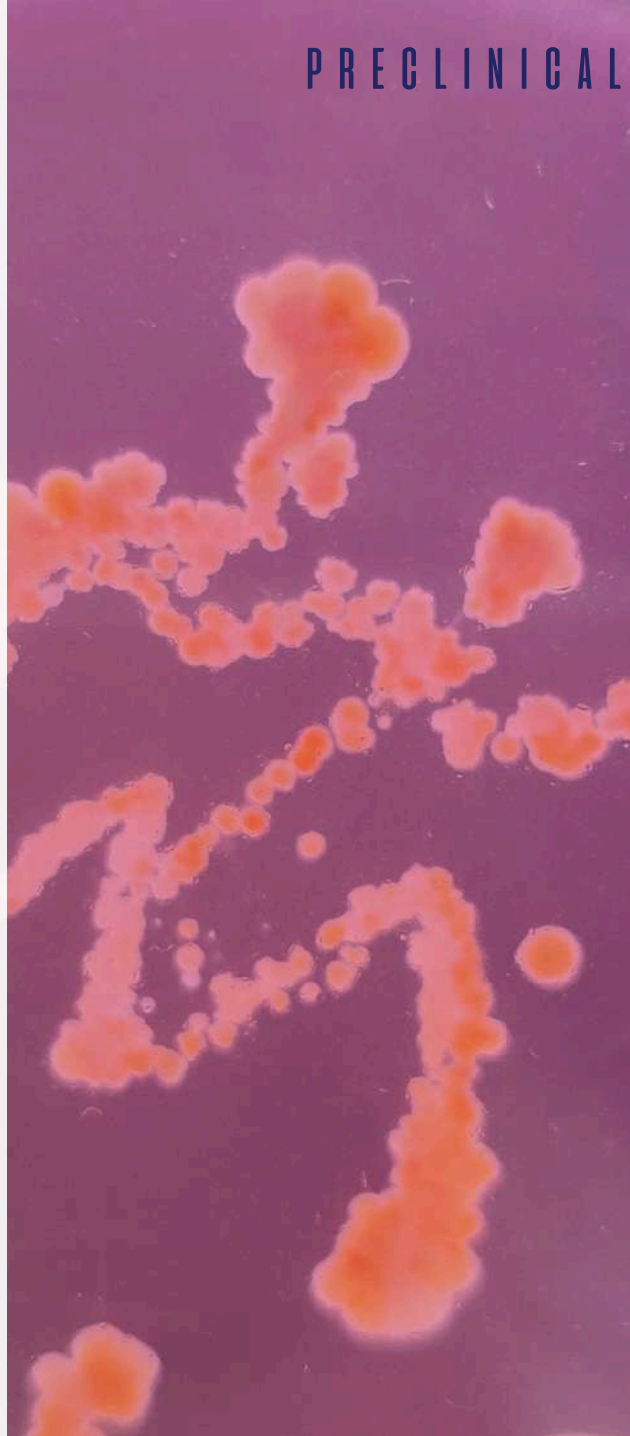
Early detection of physical instabilities by phase separation, only for emulsions.

- Suitable/Unsuitable stability: 3-month simulation at 40°C.
- Shelf life stability: 36 months simulation at 25°C.

MARKET ACCESS SERVICES

CHALLENGE TEST OR PRESERVATIVE EFFICACY STUDY

- Performed according to ISO 11930:2012 or Pharmacopoeia.
- Possibility of "in house" pathogens and re-inoculation.




STABILITY AND COMPATIBILITY

Our climatic chambers, with controlled humidity and temperature, allow us to design stability studies according to ICH guidelines and based on laboratory experience.

- **ACCELERATED STABILITY & COMPATIBILITY:** predicts the estimated shelf life of the sample. It is essential to perform in parallel a real stability.
- **LONG-TERM STABILITY & COMPATIBILITY:** performed for 3 months, although this period can be extended.
- **STABILITY IN USE:** to be consulted.

WE OFFER OUR CUSTOMERS:

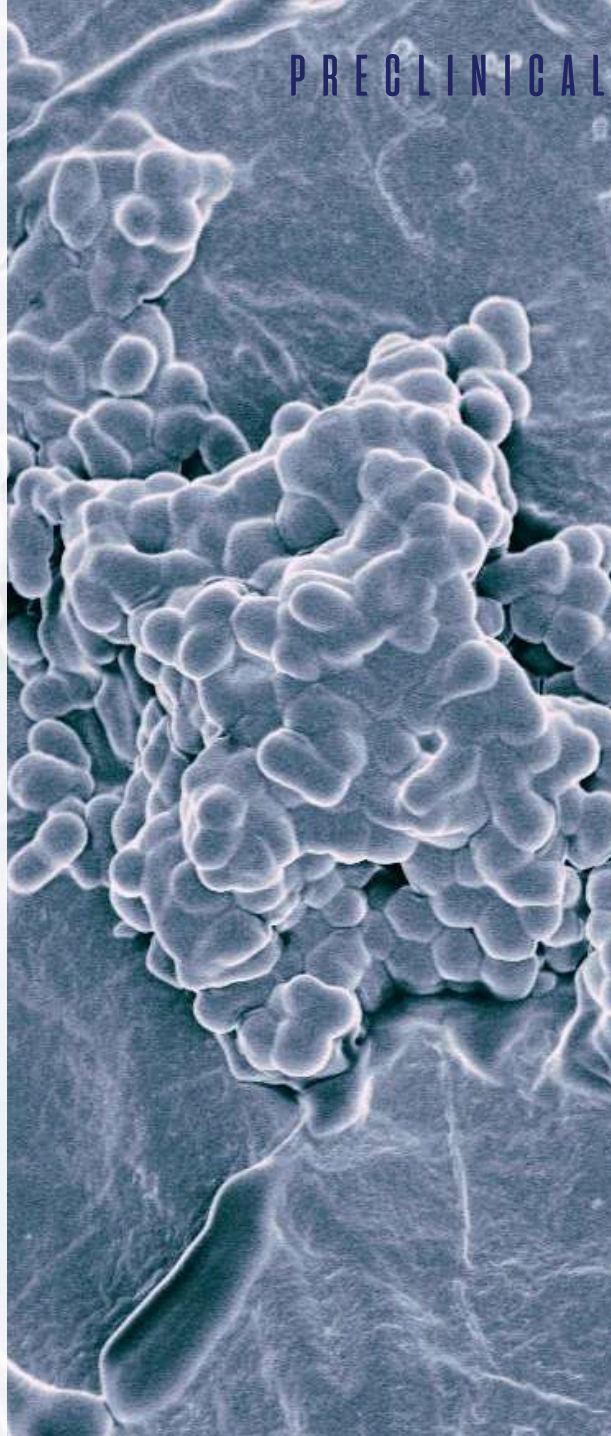
- Advice on the design of stability studies.
- Preservation of samples under controlled conditions.
- Control of the critical parameters of the stored products according to the established sampling plan.
- Preparation of the final report of the stability study with an evaluation of the data obtained, proposing a specific shelf life for each product according to the results obtained during the test.



IN VITRO TEST

TOXICOLOGICAL STUDIES

- Skin irritation OECD 439.
- Skin corrosion OECD 431, OECD 435.
- Skin sensitization OECD 442C, 442D, 442E.
- Eye irritation OECD 492, Het-Cam.
- Skin absorption OECD 428
- ADME studies
- Nasal irritation



- Oral, gingival and vaginal irritation.
- Mutagenicity and genotoxicity.
 - Ames test OECD 471.
 - Micronucleus test OECD 487.
 - Gene mutation test in mammalian cells OECD 476.
- Phototoxicity OECD 432.
- Cytotoxicity ISO 10993-5
- Endocrine disruption OECD 455
- Nanotoxicology

COSMETICS




CLINICAL TRIALS



IN VIVO SAFETY TESTS

COSMETICS

- Patch test
- Open test (ROAT)
- Use Test
- HRIPT
- Stinging test
- Strip Patch test
- Photopatch test



CLINICAL TRIALS

COSMETICS AND NUTRICOSMETICS

Skin Care
Body care
Oral care
Hair care
Babies & kids
Makeup
Borderline products

SKIN MICROBIOME

- Microbiome friendly
- Balancing and protecting the skin microbiome


ANTI-AGING

- Anti-wrinkle efficacy
- Firming effect
- Short- and long-term
- Skin thickening (collagen and elastin)
- Structure of the skin surface
- Treatment for dark circles and puffiness

FIRMNESS

- Firming effect
- Treatment for skin fatigue and sagging skin

SKIN CARE



- Elasticity effect
- Lifting effect

DEPIGMENTING

- Depigmenting effect
- Anti-redness effect
- Improved radiance and skin tone
- Brightening effect

DERMOPROTECTIVE AND REGENERATING

Restores, protects and maintains the skin's barrier function.

OILY SKIN

- Sebum-regulating effect
- Astringent effect
- Mattifying effect
- Non-comedogenic efficacy

BODY CARE

SKIN MICROBIOME

- Friendly microbiome
- Balancing and protection of the skin microbiome

FIRMING AND SLIMMING

- Anti-cellulite and slimming effect
- Firming effect
- Anti-stretch marks efficacy

DEPIGMENTING

- Depigmenting effect
- Brightness and luminosity effect of the skin

DERMOPROTECTIVE AND REGENERATOR

- Restores, protects and maintains



- la barrier function of the skin
- Short and long term hydration

DEODORANTS

- Deodorant effect (armpits and feet)
- Moisturizing effect
- Anti-irritation effect
- Anti-yellow and white stains effect on textiles

TATOOS

- Moisturizing
- Skin barrier effect
- Skin protection
- Color protection

ORAL CARE

SKIN MICROBIOME CLAIMS

- Microbiome friendly
- Balancing and protecting the skin microbiome

SENSITIVENESS

- Efficacy against sensitive teeth and gums
- Air and tactile jet
- Cold stimulus

HALITOSIS


- Bad breath analysis by OralChroma
- BANA Test

ANTI-PLAQUE & GINGIVITIS

- Efficacy against dental plaque
- Bleeding score

TEETH BLEACHING

- Instant whitening effect
- Stains removal efficacy



HAIR CARE

OILY AND ANTI-DANDRUFF HAIR

- Sebo-regulating effect
- Gloss effect
- Anti-dandruff
- Color protection

HAIR GROWTH

- Hair growth
- Anti-hair loss and strengthening
- Styling test



BABIES AND KIDS

- Short and long term moisturizing/hidrating effect
- Dermoprotective effect
- No tears
- Anti-eruptions and itching (diaper cream)
- Atopic tendency

MAKE UP

MAKE UP

- Long lasting
- Coverage
- Matte effect
- Waterproof
- Sweatproof/resistant

EYE LASHES & EYEBROWS

- Lengthening effect
- Volume and extra-volume effect
- Waterproof
- Sweatproof/resistant

LIPSTICKS

- Long lasting
- Gloss effect
- Volume effect
- Repairing effect
- Anti-stain



BORDERLINE PRODUCTS

COSMETIC & NUTRACOSMETIC PRODUCTS FOR:

- Pregnancy and post partum
- Atopic dermatitis
- Acne
- Rosacea
- Psoriasis
- Couperose
- Female genital hydration
- Ocular hygiene
- Skin patches-iontophoresis
- Sports products
- Products for bruises
- Tired legs
- Sexual activity
- Others

MEDICAL DEVICES AND FOOD SUPPLEMENTS



PRECLINICAL TRIALS

R&D – QUALITY CONTROL

MICROBIOLOGICAL TESTS

- Sterility test according to ISO 11737-2 or Pharmacopoeia.
- Determination of the population of microorganisms in products (Bioburden) according to ISO 11737-1.
- Determination of the population of microorganisms in the products (Bioburden) in masks according to UNE-EN 14683.
- Determination of the population of microorganisms in products (Bioburden) in surgical drapes and gowns according to UNE-EN 13795-1.
- Bacterial identification by means of VITEK.

PHYSICAL-CHEMICAL TESTS

- Organoleptic characteristics, PH, density, viscosity, peroxide value, acid value, moisture, dry residue.
- Water activity.
- Preservative studies
- Metal studie



R&D – CUALITY CONTROL

MICROBIOLOGICAL TESTS

- Aerobic, enterobacterial, mold and yeast counts
- Identification of *Escherichia coli*
- Identification of *Staphylococcus aureus*
- Identification of *Salmonella*
- Identification of *Listeria monocytogenes* and *Listeria spp*
- Identification of *Pseudomonas aeruginosa*
- Bacterial identification by VITEK

PHYSICAL-CHEMICAL TESTS

- Organoleptic characteristics, Ph, density, viscosity, peroxide value, acid value, moisture, dry residue
- Water activity
- Preservative studies
- Studies of metals
- Lactose and gluten studies
- Vitamin studies
- Polycyclic aromatic hydrocarbons
- Others



MARKET ACCESS SERVICES

CHALLENGE TEST OR STUDY OF PRESERVATIVE EFFICACY

- Performed according to Pharmacopoeia.
- Possibility of "in house" pathogens and re-inoculation.

STABILITY AND COMPATIBILITY

Our climatic chambers, with controlled humidity and temperature, allow us to design stability studies according to ICH guidelines, for medical devices, and IADSA, for food supplements.

-ACCELERATED STABILITY AND COMPATIBILITY: predicts the estimated shelf life of the sample and evaluates the final packaging of the product under accelerated conditions. It is essential to perform in parallel a real stability test.



LONG TERM STABILITY AND COMPATIBILITY: the estimated shelf life and integrity of the packaging is tested in different climatic zones for 2 years or more.

STABILITY IN USE: to be consulted.

WE OFFER OUR CUSTOMERS:

- Advice on the design of stability studies.
- Preservation of samples under controlled conditions.
- Control of the critical parameters of the stored products according to the established sampling plan.
- Preparation of the final report of the stability study with an evaluation of the data obtained, proposing a specific shelf life for each product according to the results obtained during the test.

IN VITRO TEST

BIOCOMPATIBILITY ISO 10993

TOXICOLOGY STUDIES

- Skin Irritation OECD 439.
- Skin corrosion OECD 431, OECD 435.
- Skin sensitisation OECD 442C, 442D, 442E
- Eye irritation OECD 492, Het-Cam
 - Skin absorption OECD 428
 - ADME studies

- Nasal irritation
- Oral, gingival, vaginal irritation
- Mutagenicity and genotoxicity
 - Ames test OECD 471.
 - Micronucleus test OECD 487
 - In Vitro Mammalian Cell Gene Mutation Test OECD 476
- Phototoxicity OECD 432
- Cytotoxicity ISO 10993-5
- Endocrine disruption OECD 455
- Nanotoxicology

MEDICAL DEVICES AND
FOOD SUPPLEMENTS



CLINICAL TRIALS



CLINICAL RESEARCH

MEDICAL DEVICES AND FOOD SUPPLEMENTS

DERMATOLOGY/COSMETIC MEDICINE

Fillers/Fillers
Peelings/Dermabrasions
Acne
Atopic Dermatitis
Rosacea
Couperose
Keratosis
Psoriasis
Eczema
Scars/Wounds
Hyperhidrosis
Hyperpigmentation

GYNECOLOGY AND OBSTETRICS

Fertility
Vaginitis/Vaginosis
Intimate Lubricants
Menopause/Dysmenorrhea



CLINICAL RESEARCH

MEDICAL DEVICES AND FOOD SUPPLEMENTS

OTORHINOLARYNGOLOGY

Rhinitis
Sinusitis
Fibrosis/Bronchiectasis
Nasal dryness
Otitis

ORAL

Post-surgery healing
Halitosis
Gingivitis
Periodontitis
Aphthous ulcers
Herpes
Dental adhesives
Irritable Bowel Syndrome (IBS)



CLINICAL RESEARCH

COSMETICS. MEDICAL DEVICES

FOOD SUPPLEMENTS

OFTALMOLOGY

Conjunctivitis
Blepharitis
Dry eye syndrome

TRAUMATOLOGIA/PHYSIOTHERAPY/SPORTS

Arthrosis
Gonarthrosis
Osteoarthritis
Chondromalacia patellae
Cartilage lesions or ulcers
Osteochondritis
Tendinitis
Chondropathy
Fibrosis
Bursitis
Capsulitis
Fasciitis

A vertical strip on the left side of the image shows several petri dishes containing a pinkish-purple liquid, likely a cell culture medium, arranged in a grid pattern. The lighting is bright, creating reflections on the glass surfaces.

IN VITRO/EX VIVO EFFICACY TEST

COSMETICS

MEDICAL DEVICES

FOOD SUPPLEMENTS



IN VITRO/EX VIVO EFFICACY TEST

COSMETICS. MEDICAL DEVICES
FOOD SUPPLEMENTS

Confocal and electron microscopy (SEM)
Cell cultures
3D Models
Biopsies and explants

- Skin Care
- Body care
- Oral care
- Hair care
- Others

SKIN CARE

SKIN MICROBIOME CLAIMS

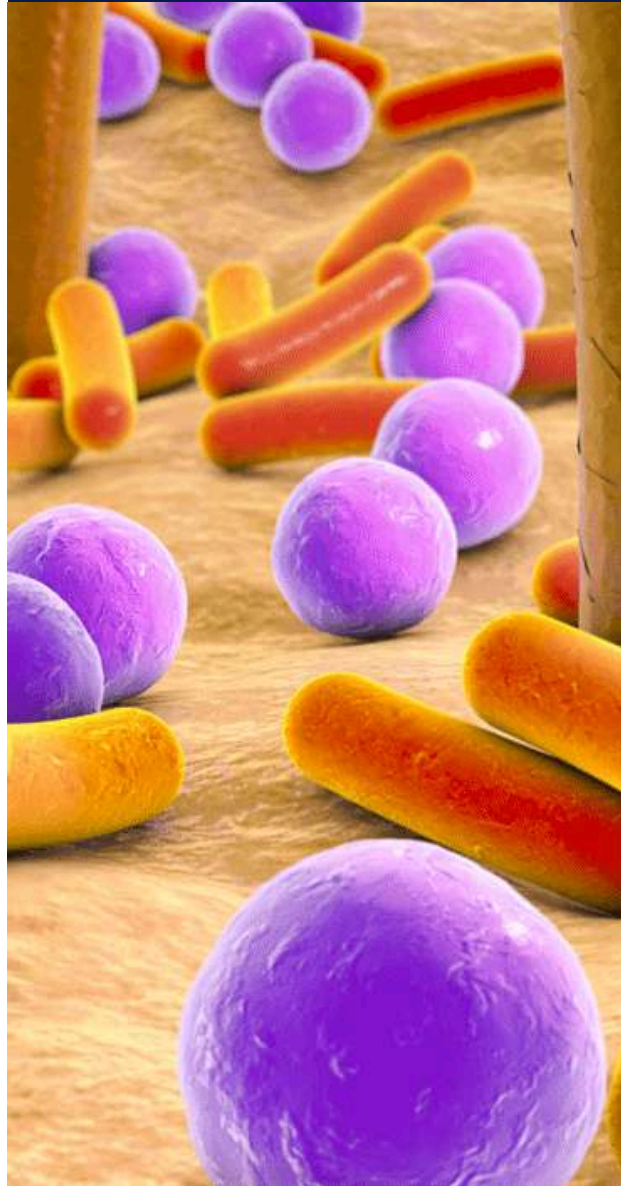
- Microbiome friendly
- Balancing and protecting the skin microbiome

IN VITRO/EX VIVO ANTI-AGING

- Anti-wrinkle efficacy cell proliferation and viability
- Antioxidant efficacy: ROS, DPPH, etc.
- Photoaging after UV radiation
- Hyaluronic acid synthesis

IN VITRO/EX VIVO FIRMNESS

- Collagen and elastin synthesis
- Hyaluronic acid synthesis



IN VITRO/EX VIVO DEPIGMENTING

- Skin whitening:
 - Melanin production
 - Tyrosinase inhibition

IN VITRO/EX VIVO REGENERATING AND DERMOPROTECTIVE

- Microbial efficacy:
 - Maintenance of the natural flora
 - Anti-acne product
- Repairing efficacy
- Photoprotective efficacy
- Antioxidant efficacy
- Anti-pollution efficacy
- Effectiveness against blue light (LED): MTT and ROS
- Anti-inflammatory efficacy

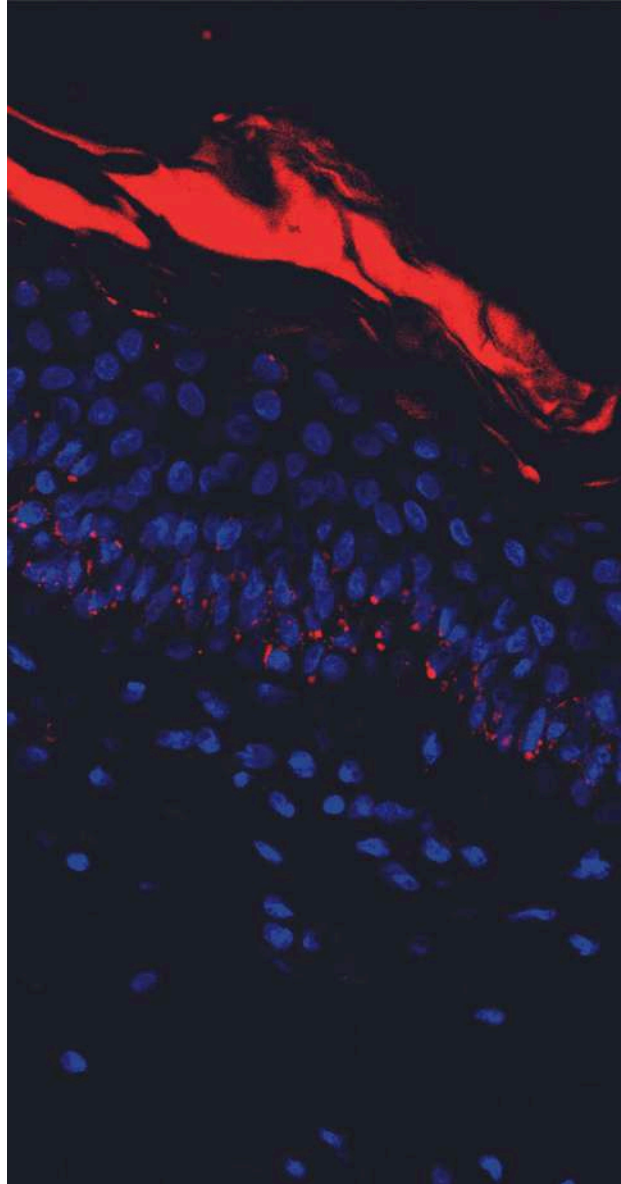
BODY CARE

IN VITRO/EX VIVO SKIN MICROBIOME CLAIMS

- Microbiome friendly
- Balancing and protecting the skin microbiome

IN VITRO/EX VIVO FIRMNESS AND SLIMMING

- Collagen and elastin synthesis
- Lipolytic efficacy
- Lipogenesis effect



IN VITRO/EX VIVO DEPIGMENTING

- Skin whitening:
 - Melanin production
 - Tyrosinase inhibition

IN VITRO/EX VIVO REGENERATING AND DERMOPROTECTIVE

- Anti-stretch mark and healing efficacy
- Antioxidant and anti-pollution efficacy
- Anti-inflammatory efficacy
- Repairing and photoprotective effect

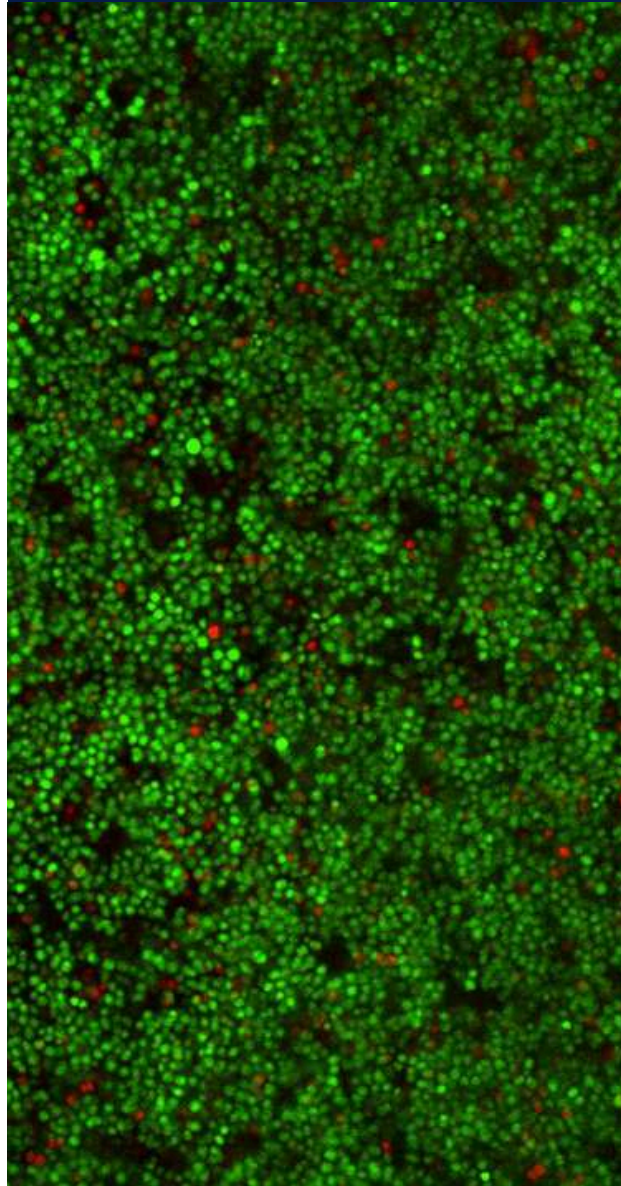
ORAL CARE

IN VITRO/EX VIVO SKIN MICROBIOME CLAIMS

- Study of non-pathogenic microorganisms beneficial for oral care
- Action/Inhibition of specific pathogens
- Action on the microbiome for specific disease treatments

IN VITRO/EX VIVO TEST

- Inhibitory efficacy of odor emission synthesis (VSC) caused by bacteria
- Efficacy in oral biofilm against plaque agents



- Efficacy in suspension against plaque agents
- Inhibitory action against etiological agents in periodontal diseases
- Inhibition studies of caries-causing microorganisms

IN VITRO/EX VIVO PROTECTION AND DEFENSE

- Irritation potential in reconstructed oral tissue

HAIR CARE

- Antimicrobial action against dandruff-causing microorganisms
- Dermal papilla cells (HFDPC)
- Antioxidant action
- Repairing and photoprotective efficacy
- Anti-pollution efficacy
- Synthesis of hyaluronic acid, collagen and elastin in human follicle dermal papilla cells (HFDPC)



- Irritation of reconstructed dermal tissue and Human Follicle Dermal Papilla Cells (HFDPC)
- Other

WE ARE SPECIALISTS IN
AD-HOC DESIGNS AND
SPECIFIC PROJECTS

CONTACT US

WHY US?

Proximity to the customers

Hability to adapt protocols and services to each of them

Orientation and assessment that transcends the mere analysis and issuance reports

Innovation of equipment and processes, to meet customer needs in a market that is now evolving more than ever

Constant search of excellence



C O N T A C T

Iván Parra

Commercial Director

+34 722 778 698

iparra@laboratoriogoya.com

